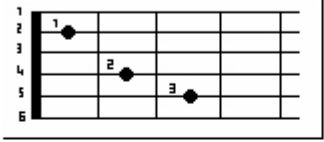

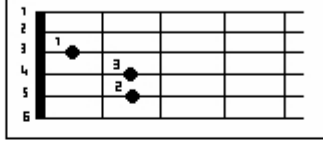
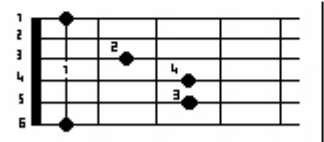
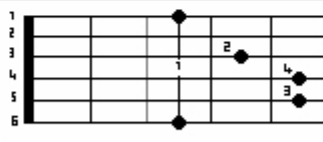
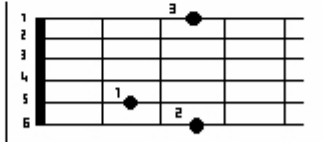
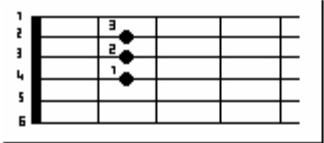
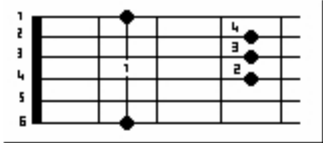
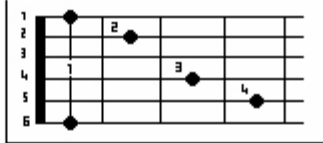
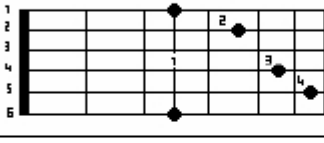
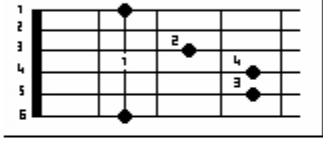
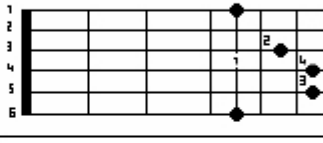
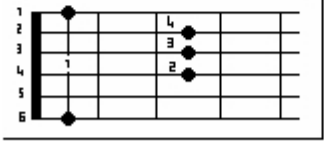
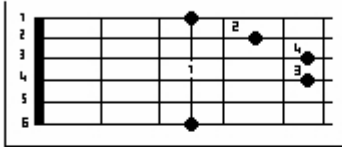


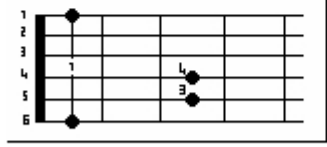
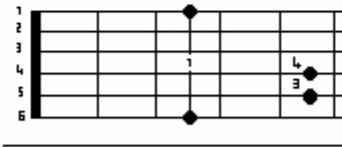
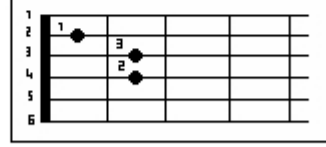
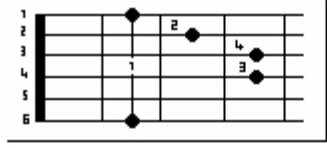
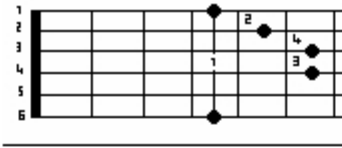
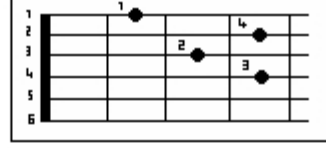
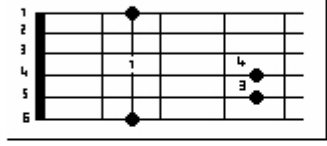
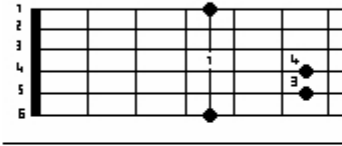
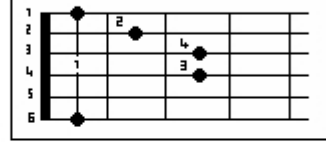


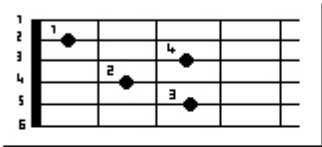
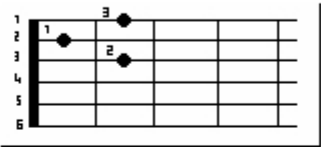
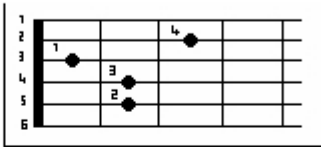


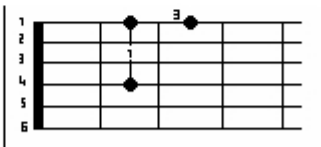
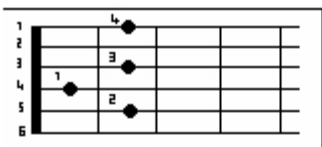
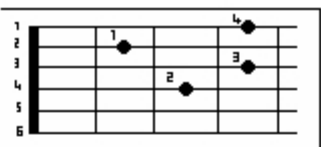

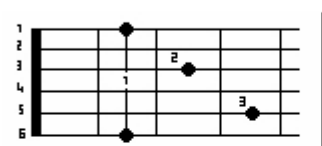


ACCORDI MAGGIORI

| | | |
|--|---|---|
| <p>Do</p>  | <p>Re</p>  | <p>Mi</p>  |
| <p>Fa</p>  | <p>Sol</p>  | <p>(oppure) Sol</p>  |
| <p>La</p>  | <p>Si</p>  | <p>Do# o Reb</p>  |
| <p>Re# o Mib</p>  | <p>Fa# o Solb</p>  | <p>Sol# o Lab</p>  |
| <p>La# o Sib</p>  | | |

ACCORDI MINORI


| | | |
|---|---|--|
| <p>Dom</p>  | <p>Rem</p>  | <p>Mim</p>  |
| <p>Fam</p>  | <p>Solm</p>  | <p>Lam</p>  |
| <p>Sim</p>  | <p>Do#m o Rebm</p>  | <p>Re#m o Mibm</p>  |
| <p>Fa#m o Solbm</p>  | <p>Sol#m o Labm</p>  | <p>La#m o Sibm</p>  |

ACCORDI MAGGIORI CON 7^a

| | | |
|--|---|---|
| <p>Do7</p>  | <p>Re7</p>  | <p>Mi7</p>  |
| <p>Fa7</p>  | <p>Sol7</p>  | <p>La7</p>  |
| <p>Si7</p>  | <p>Reb7</p>  | <p>Mib7</p>  |
| <p>Solb7</p>  | <p>Lab7</p>  | <p>Sib7</p>  |

ACCORDI MAGGIORI CON 7^a+

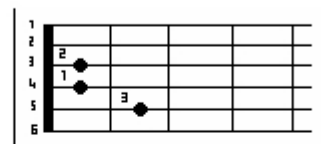
Do7+




Re7+




Mi7+



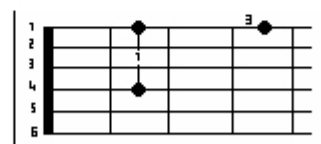
Fa7+



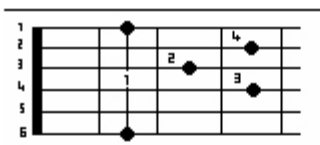
Sol7+



La7+



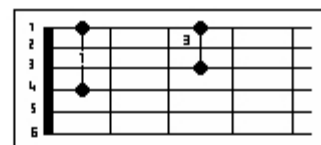
Si7+




Reb7+



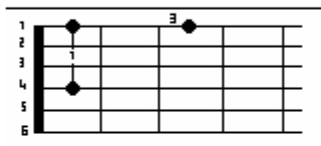
Mib7+



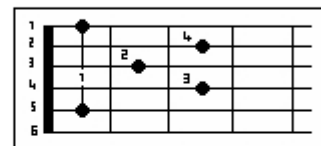
Solb7+



Lab7+




Sib7+

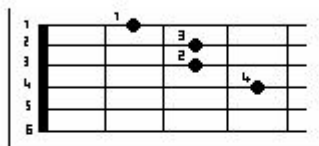


ACCORDI CON 5^a+

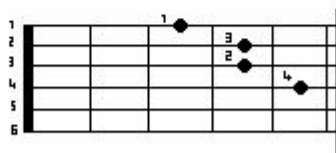
Do5+ / Mi5+ / Lab5+



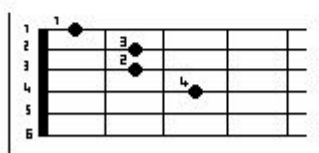
Re5+ / Solb5+ / Sib5+



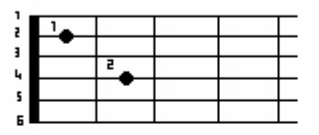
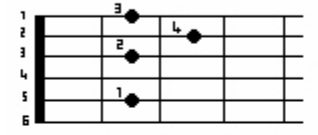
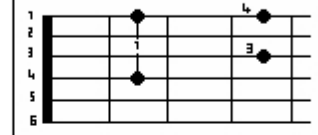


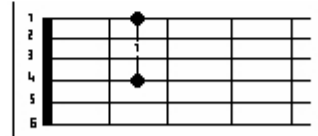
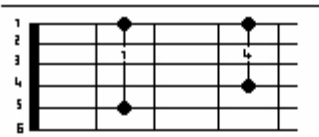
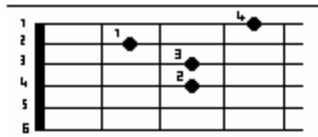
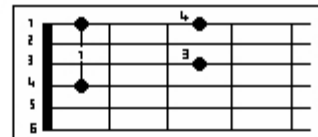
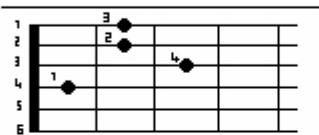
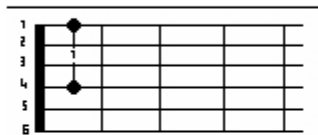
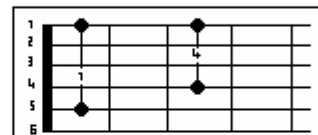
Sol5+ / Si5+ / Mib5+



Reb5+ / Fa5+ / La5+




ACCORDI MAGGIORI CON 6ª

| | | |
|---|--|--|
| <p>Do6</p>  | <p>Re6</p>  | <p>Mi6</p>  |
| <p>Fa6</p>  | <p>Sol6</p>  | <p>La6</p>  |
| <p>Si6</p>  | <p>Reb6</p>  | <p>Mib6</p>  |
| <p>Solb6</p>  | <p>Lab6</p>  | <p>Sib6</p>  |

ACCORDI MINORI CON 6ª

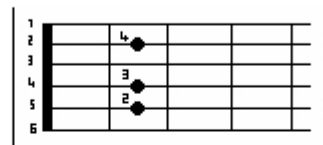
Dom6




Rem6



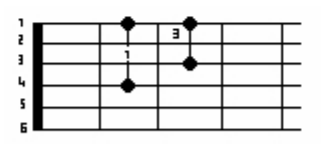
Mim6



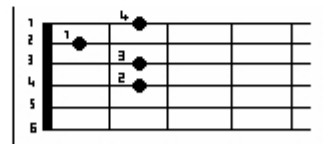
Fam6



Solm6



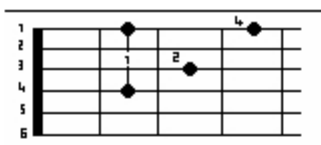
Lam6



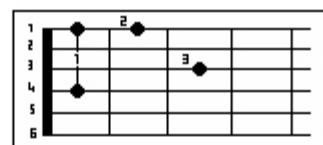
Sim6



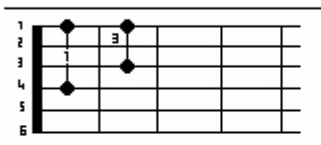
Rebm6



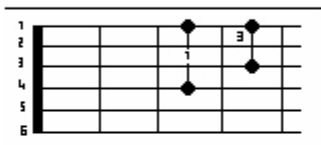
Mibm6



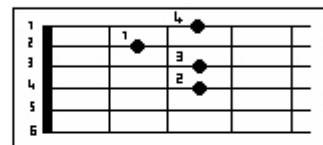
Solbm6



Labm6

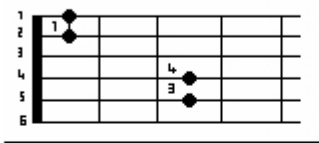


Sibm6

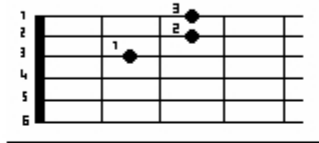


ACCORDI CON 4ª

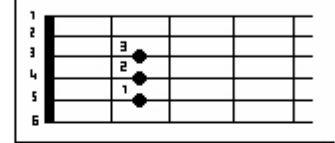
Do4



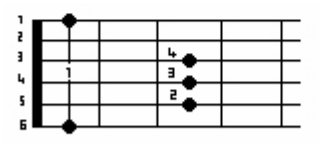
Re4



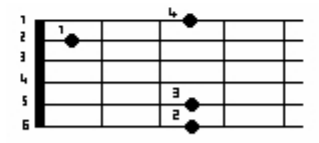
Mi4



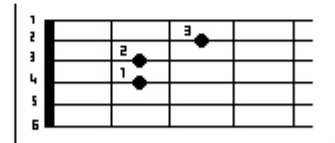
Fa4



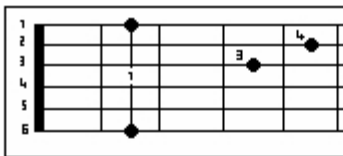
Sol4



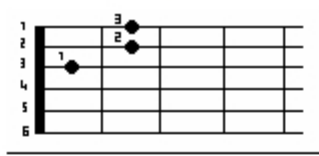
La4




Si4



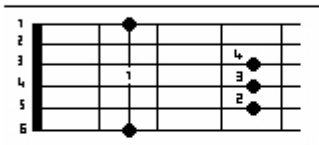
Reb4




Mib4



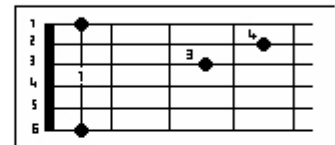
Solb4



Lab4




Sib4



ACCORDI DIMINUITI


Do dim. / Mib dim.

Fa# dim. / La dim.



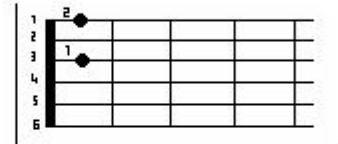
Reb dim. / Mi dim.

Sol dim. / Sib dim.




Re dim. / Fa dim.

Sol# dim. / Si dim.

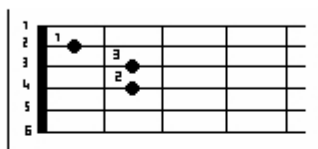


Giro di Do


Do




Lam



Rem




Sol7

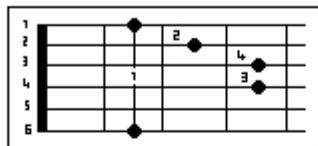


Giro di Re


Re



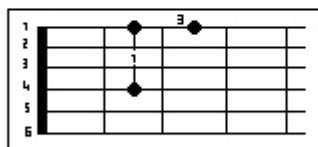
Sim



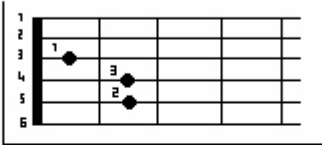
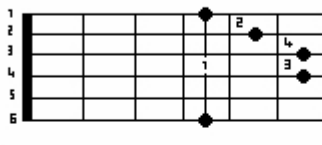
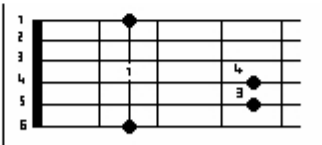
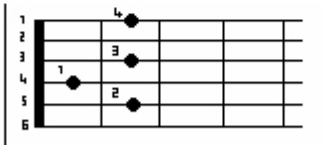
Mim





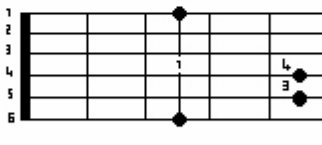
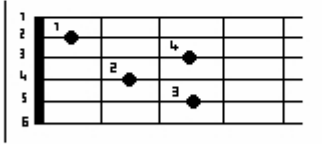
La7



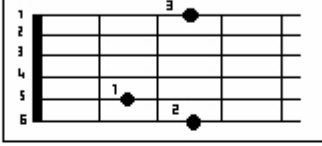
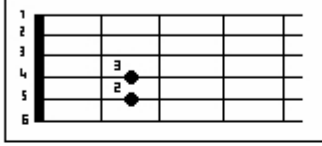

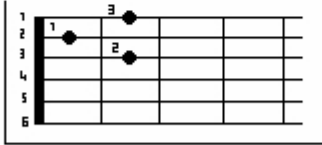
Giro di Mi

| | |
|---|--|
| <p style="text-align: center;">Mi</p>  | <p style="text-align: center;">Do#m</p>  |
| <p style="text-align: center;">Fa#m</p>  | <p style="text-align: center;">Si7</p>  |

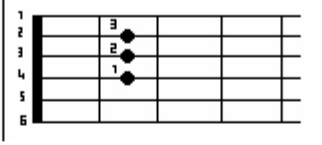

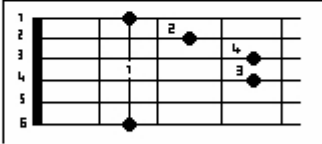
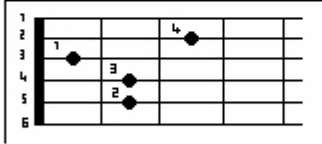
Giro di Fa

| | |
|---|---|
| <p style="text-align: center;">Fa</p>  | <p style="text-align: center;">Rem</p>  |
| <p style="text-align: center;">Solm</p>  | <p style="text-align: center;">Do7</p>  |

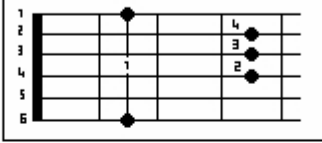
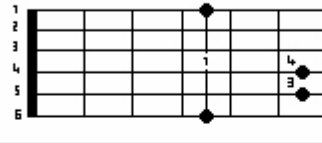
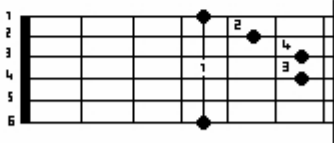

Giro di Sol

| | |
|--|---|
| <p style="text-align: center;">Sol</p>  | <p style="text-align: center;">Mim</p>  |
| <p style="text-align: center;">Lam</p>  | <p style="text-align: center;">Re7</p>  |

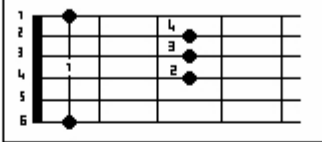
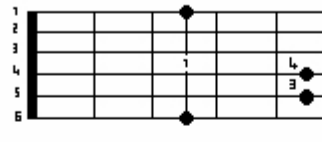
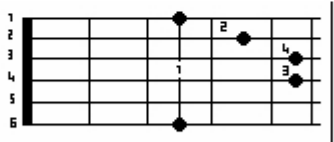
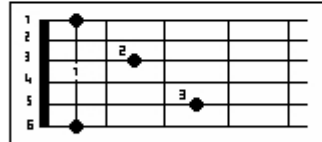
Giro di La

| | |
|--|--|
| <p style="text-align: center;">La</p>  | <p style="text-align: center;">Fa#m</p>  |
| <p style="text-align: center;">Sim</p>  | <p style="text-align: center;">Mi7</p>  |

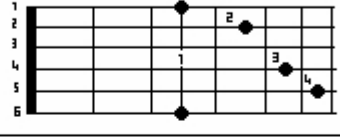
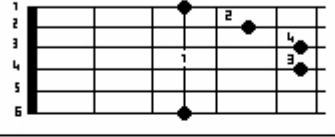
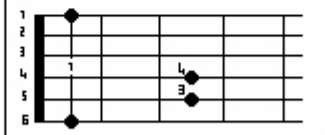
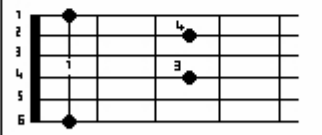
Giro di Si

| | |
|--|---|
| <p style="text-align: center;">Si</p>  <p>A guitar fretboard diagram for the Si chord. The strings are numbered 1 to 6 from top to bottom. The notes are: 1st string (open), 2nd string (2nd fret), 3rd string (open), 4th string (2nd fret), 5th string (2nd fret), and 6th string (open).</p> | <p style="text-align: center;">Sol#m</p>  <p>A guitar fretboard diagram for the Sol#m chord. The strings are numbered 1 to 6 from top to bottom. The notes are: 1st string (open), 2nd string (2nd fret), 3rd string (open), 4th string (2nd fret), 5th string (2nd fret), and 6th string (open).</p> |
| <p style="text-align: center;">Do#m</p>  <p>A guitar fretboard diagram for the Do#m chord. The strings are numbered 1 to 6 from top to bottom. The notes are: 1st string (open), 2nd string (2nd fret), 3rd string (2nd fret), 4th string (2nd fret), 5th string (2nd fret), and 6th string (open).</p> | <p style="text-align: center;">Do#7</p>  <p>A guitar fretboard diagram for the Do#7 chord. The strings are numbered 1 to 6 from top to bottom. The notes are: 1st string (open), 2nd string (2nd fret), 3rd string (2nd fret), 4th string (2nd fret), 5th string (2nd fret), and 6th string (open).</p> |



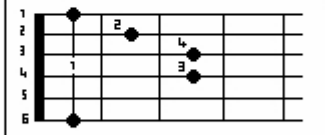
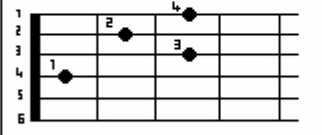
Giro di Sib

| | |
|--|---|
| <p style="text-align: center;">Sib</p>  <p>A guitar fretboard diagram for the Sib chord. The strings are numbered 1 to 6 from top to bottom. The notes are: 1st string (open), 2nd string (2nd fret), 3rd string (2nd fret), 4th string (2nd fret), 5th string (2nd fret), and 6th string (open).</p> | <p style="text-align: center;">Solm</p>  <p>A guitar fretboard diagram for the Solm chord. The strings are numbered 1 to 6 from top to bottom. The notes are: 1st string (open), 2nd string (2nd fret), 3rd string (open), 4th string (2nd fret), 5th string (2nd fret), and 6th string (open).</p> |
| <p style="text-align: center;">Dom</p>  <p>A guitar fretboard diagram for the Dom chord. The strings are numbered 1 to 6 from top to bottom. The notes are: 1st string (open), 2nd string (2nd fret), 3rd string (2nd fret), 4th string (2nd fret), 5th string (2nd fret), and 6th string (open).</p> | <p style="text-align: center;">Fa7</p>  <p>A guitar fretboard diagram for the Fa7 chord. The strings are numbered 1 to 6 from top to bottom. The notes are: 1st string (open), 2nd string (2nd fret), 3rd string (2nd fret), 4th string (2nd fret), 5th string (2nd fret), and 6th string (open).</p> |

Giro di Mib

| | |
|--|---|
| <p>Mib</p>  <p>A fretboard diagram for the Mib chord. The strings are numbered 1 to 6 from top to bottom. The notes are: 1st string (E) at fret 2, 2nd string (F) at fret 2, 3rd string (G) at fret 3, 4th string (A) at fret 4, 5th string (B) at fret 4, and 6th string (C) at fret 0. Fingering: 1 (index) on the 3rd string, 2 (middle) on the 2nd string, 3 (ring) on the 4th string, 4 (pinky) on the 5th string.</p> | <p>Dom</p>  <p>A fretboard diagram for the Dom chord. The strings are numbered 1 to 6 from top to bottom. The notes are: 1st string (E) at fret 2, 2nd string (F) at fret 2, 3rd string (G) at fret 3, 4th string (A) at fret 4, 5th string (B) at fret 4, and 6th string (C) at fret 0. Fingering: 1 (index) on the 3rd string, 2 (middle) on the 2nd string, 3 (ring) on the 4th string, 4 (pinky) on the 5th string.</p> |
| <p>Fam</p>  <p>A fretboard diagram for the Fam chord. The strings are numbered 1 to 6 from top to bottom. The notes are: 1st string (E) at fret 0, 2nd string (F) at fret 1, 3rd string (G) at fret 2, 4th string (A) at fret 2, 5th string (B) at fret 3, and 6th string (C) at fret 0. Fingering: 1 (index) on the 3rd string, 2 (middle) on the 4th string, 3 (ring) on the 5th string.</p> | <p>Sib7</p>  <p>A fretboard diagram for the Sib7 chord. The strings are numbered 1 to 6 from top to bottom. The notes are: 1st string (E) at fret 0, 2nd string (F) at fret 1, 3rd string (G) at fret 2, 4th string (A) at fret 2, 5th string (B) at fret 3, and 6th string (C) at fret 0. Fingering: 1 (index) on the 3rd string, 2 (middle) on the 4th string, 3 (ring) on the 5th string, 4 (pinky) on the 2nd string.</p> |

Giro di Lab

| | |
|--|---|
| <p>Lab</p>  <p>A fretboard diagram for the Lab chord. The strings are numbered 1 to 6 from top to bottom. The notes are: 1st string (E) at fret 2, 2nd string (F) at fret 2, 3rd string (G) at fret 3, 4th string (A) at fret 4, 5th string (B) at fret 4, and 6th string (C) at fret 0. Fingering: 1 (index) on the 3rd string, 2 (middle) on the 2nd string, 3 (ring) on the 4th string, 4 (pinky) on the 5th string.</p> | <p>Fam</p>  <p>A fretboard diagram for the Fam chord. The strings are numbered 1 to 6 from top to bottom. The notes are: 1st string (E) at fret 0, 2nd string (F) at fret 1, 3rd string (G) at fret 2, 4th string (A) at fret 2, 5th string (B) at fret 3, and 6th string (C) at fret 0. Fingering: 1 (index) on the 3rd string, 2 (middle) on the 4th string, 3 (ring) on the 5th string.</p> |
| <p>Sibm</p>  <p>A fretboard diagram for the Sibm chord. The strings are numbered 1 to 6 from top to bottom. The notes are: 1st string (E) at fret 0, 2nd string (F) at fret 1, 3rd string (G) at fret 2, 4th string (A) at fret 2, 5th string (B) at fret 3, and 6th string (C) at fret 0. Fingering: 1 (index) on the 3rd string, 2 (middle) on the 2nd string, 3 (ring) on the 4th string, 4 (pinky) on the 5th string.</p> | <p>Mib7</p>  <p>A fretboard diagram for the Mib7 chord. The strings are numbered 1 to 6 from top to bottom. The notes are: 1st string (E) at fret 2, 2nd string (F) at fret 2, 3rd string (G) at fret 3, 4th string (A) at fret 4, 5th string (B) at fret 4, and 6th string (C) at fret 0. Fingering: 1 (index) on the 3rd string, 2 (middle) on the 2nd string, 3 (ring) on the 4th string, 4 (pinky) on the 5th string.</p> |